



Saxo Market Call

Slide deck

Monday, May 22, 2023

Questions and comments to marketcall@saxobank.com

Disclaimer

The slides here that accompany the podcast will occasionally mention financial instruments that are not tradable for all retail clients, depending on the relevant appropriateness test. Financial instruments mentioned can range from low to high risk, and our thoughts on the market should not be viewed as investment recommendations, but inspiration and information to gain a better understanding of current market dynamics.

SAXO
BE INVESTED

Equities – pinned near highs, complacent on debt ceiling, recession risks

1D **FU** ESsc1 EMA 10 (1D) SMA 21 (1D) SMA 100 (1D) SMA 55 (1D)
SMA 200 (1D)



Saxo equity themes performance overview

Sorted on one-week return (updated as of 19 May 2023)

Theme	1D	1W	MTD	YTD	1Y	5Y
Semiconductors	-0.1	8.1	7.5	25.5	14.8	157.3
Bubble stocks	-1.5	5.8	8.9	17.9	1.6	133.0
Cyber security	0.8	4.5	9.1	14.1	3.0	106.2
Travel	-1.1	3.2	1.5	16.4	11.5	-8.2
Mega Caps	-0.3	2.3	1.5	19.0	16.7	128.5
China's little giants	0.8	1.5	-3.2	-11.3	-16.0	118.0
Defence	-0.3	1.4	-0.5	17.8	27.8	77.6
MSCI World (USD)	0.1	1.2	0.4	10.1	9.1	45.2
Women in leadership	0.1	1.1	-1.9	7.1	7.0	78.0
NextGen medicine	0.6	0.6	6.9	7.9	3.8	132.3
MSCI EM (USD)	-0.1	0.5	0.2	2.9	-0.8	-3.2
Payments	-0.8	0.5	0.6	9.8	-5.7	37.7
Construction	0.6	0.5	-0.5	13.2	17.4	62.9
China consumer & technology	-0.4	0.4	-2.7	-4.8	3.4	57.1
Green transformation	-0.2	0.3	0.6	2.6	-30.2	155.4
Commodities	0.6	0.0	-3.0	1.1	2.0	77.0
Transportation infrastructure	-0.4	-0.2	0.3	6.8	7.4	31.2
Gaming	-0.3	-0.3	-0.1	14.2	4.9	72.0
Financial trading	-0.1	-0.3	-2.8	6.2	9.6	68.9
Energy storage	-0.8	-0.3	-1.1	-7.6	-19.4	291.0
Luxury	0.1	-0.5	-2.0	19.0	29.9	34.7
Logistics	0.1	-1.3	-1.8	10.7	11.5	117.8
Renewable energy	-0.2	-2.1	-1.6	-5.5	1.1	221.0
India (GDRs)	-0.3	-2.3	-2.6	-5.5	0.6	52.4
Nuclear power	-0.3	-3.0	-1.4	-2.0	2.3	112.3
E-commerce	-1.6	-3.2	-1.8	6.3	-7.0	17.9

Source: Bloomberg and Saxo

FX: USDJPY wobbly on debt ceiling talk collapse



Board - Trend Evolution for 10 FX + CNH

Monday, May 22, 2023

Rate	EUR	USD	CNH	JPY	GBP	CHF	AUD	CAD	NZD	SEK	NOK	XAU	XAG
Change	-0.9	2.6	-1.9	-2.9	1.5	1.5	0.1	2.4	3.5	-2.6	-3.2	-0.9	-3.1
Change	0.2	-0.3	0.1	0.3	-0.4	0.6	-0.1	-0.8	1.3	-0.2	-0.6	0.2	1.0
Change	0.9	1.8	-0.4	-1.4	0.0	0.6	-0.2	1.2	2.5	-2.1	-2.8	-2.3	0.0

Momentum

Readings for last five weeks

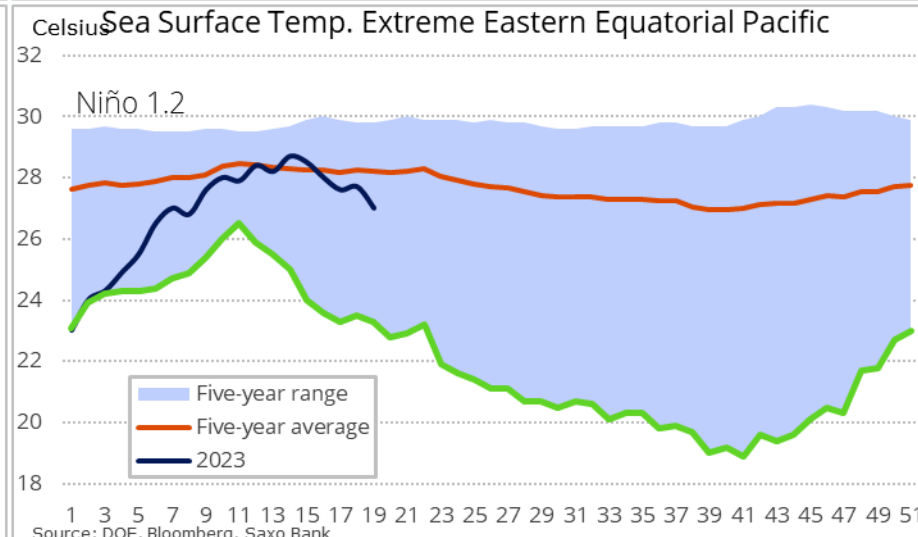
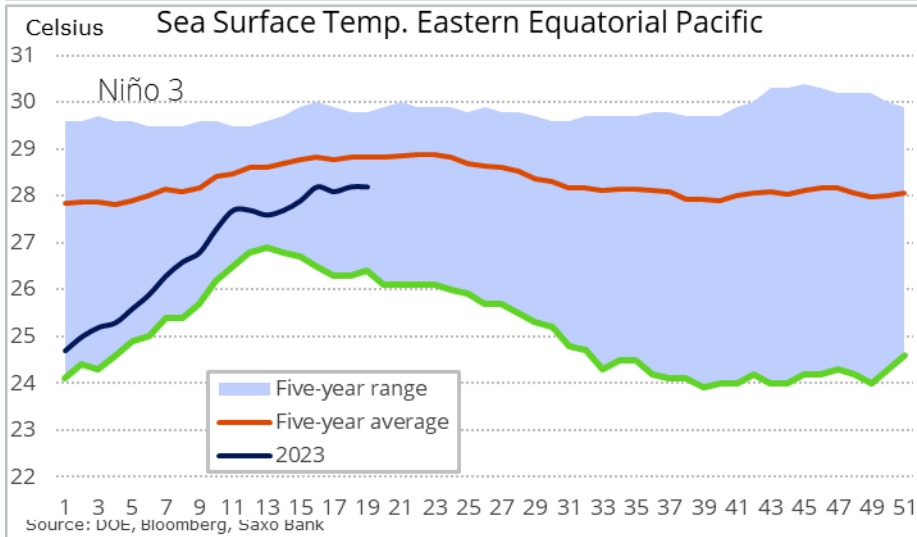
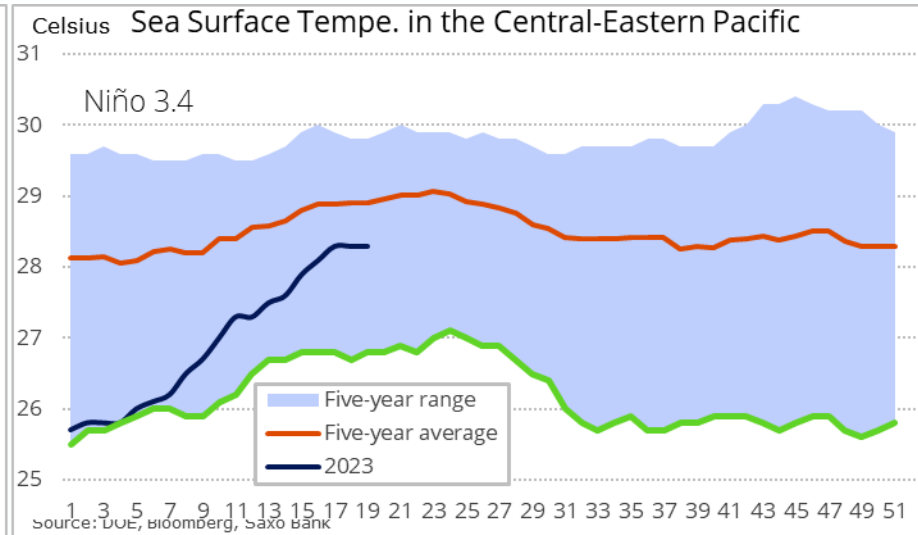
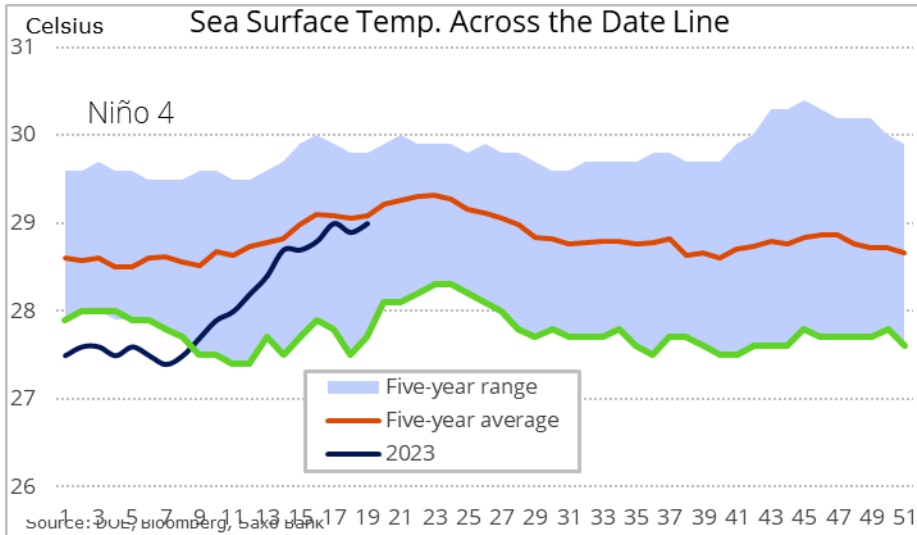
	EUR	USD	CNH	JPY	GBP	CHF	AUD	CAD	NZD	SEK	NOK	XAU	XAG
May	-0.9	2.6	-1.9	-2.9	1.5	1.5	0.1	2.4	3.5	-2.6	-3.2	-0.9	-3.1
May	-1.2	2.8	-1.8	-3.2	1.7	1.2	0.4	2.8	3.2	-2.8	-3.0	-1.0	-3.3
May	-1.2	2.9	-1.9	-3.2	1.9	1.0	0.2	3.3	2.2	-2.4	-2.6	-1.1	-4.0
May	-1.3	1.8	-1.9	-2.6	1.8	1.2	0.1	2.5	1.6	-1.4	-1.7	-0.3	-3.9
May	-1.5	1.3	-1.8	-1.7	1.6	1.2	0.0	1.8	0.9	-0.9	-0.9	0.3	-3.8
May	-1.8	0.8	-1.4	-1.5	1.5	0.9	0.3	1.2	0.9	-0.5	-0.4	1.4	-3.1
May	-1.6	0.6	-1.7	-0.8	1.3	0.9	0.1	0.9	1.7	-0.1	-1.0	1.4	-2.5
May	-1.7	-0.8	-2.7	-1.0	1.5	0.5	0.8	1.0	3.5	0.0	-1.2	1.3	-0.9
May	-1.9	-1.9	-3.3	-2.2	2.0	0.4	1.3	1.3	3.8	1.0	-0.6	1.4	1.7
May	-1.5	-1.8	-2.9	-2.9	2.2	0.6	1.1	1.2	3.3	1.6	-1.2	1.6	2.4
May	-0.7	-1.9	-2.9	-2.8	2.2	1.0	0.9	0.8	2.8	1.9	-1.4	1.3	2.7
May	0.3	-1.4	-2.4	-2.2	2.8	2.0	0.0	0.0	2.0	1.9	-2.8	2.2	3.5
May	1.6	-0.6	-1.7	-2.0	2.8	3.7	-0.8	-1.7	1.7	1.4	-4.1	3.7	4.3
May	2.8	0.1	-1.5	-3.0	3.0	3.9	-0.9	-1.9	0.8	1.6	-4.7	3.0	3.4
May	2.7	0.8	-1.4	-4.3	3.1	3.2	-0.9	-0.8	0.3	1.8	-4.3	2.0	3.0
May	3.0	0.8	-1.8	-4.2	3.9	3.2	-2.1	-0.2	-0.8	2.0	-3.3	0.8	2.5
-Apr	3.4	0.4	-1.6	-2.5	3.9	3.3	-2.9	-1.3	-1.6	2.2	-2.9	0.9	2.3
-Apr	3.9	0.4	-1.8	-0.6	2.9	4.0	-2.7	-2.0	-2.8	1.9	-2.7	0.9	2.2
-Apr	4.0	0.4	-1.9	-0.4	2.5	5.1	-2.7	-2.3	-3.3	2.0	-2.9	1.1	2.6
-Apr	3.2	0.2	-1.7	-1.1	1.9	5.2	-1.6	-1.8	-3.0	2.3	-3.0	1.2	3.2
-Apr	3.1	-0.5	-1.4	-2.2	1.9	5.1	-0.6	-1.2	-3.4	2.2	-2.5	0.4	3.7
-Apr	2.5	-0.4	-1.0	-2.2	1.7	4.7	0.0	-0.3	-3.4	1.7	-2.9	0.9	4.2
-Apr	2.1	-0.7	-1.0	-2.8	1.6	4.2	0.5	0.6	-2.6	1.3	-2.8	1.7	4.9
-Apr	2.1	-0.8	-1.2	-3.1	1.4	3.7	-0.1	1.5	-2.1	1.0	-2.1	1.5	5.1
18-Apr	1.9	-1.2	-1.2	-3.0	0.8	3.8	-0.4	2.1	-2.5	1.0	-1.1	2.0	5.4

Corn and wheat slumps on weak US export demand...



Source: Saxo

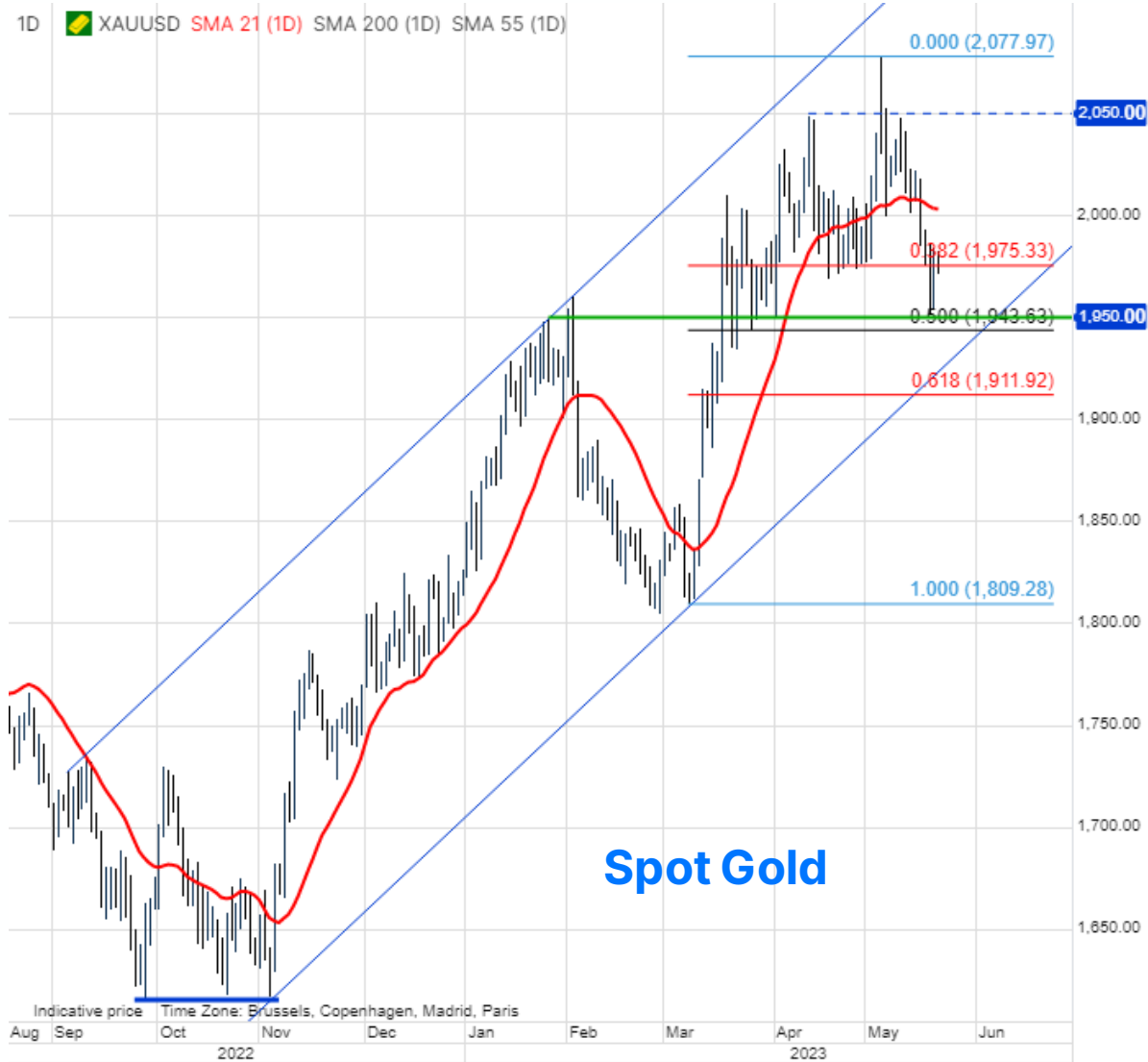
... but the world economy could take a \$3 trillion hit from returning El Niño



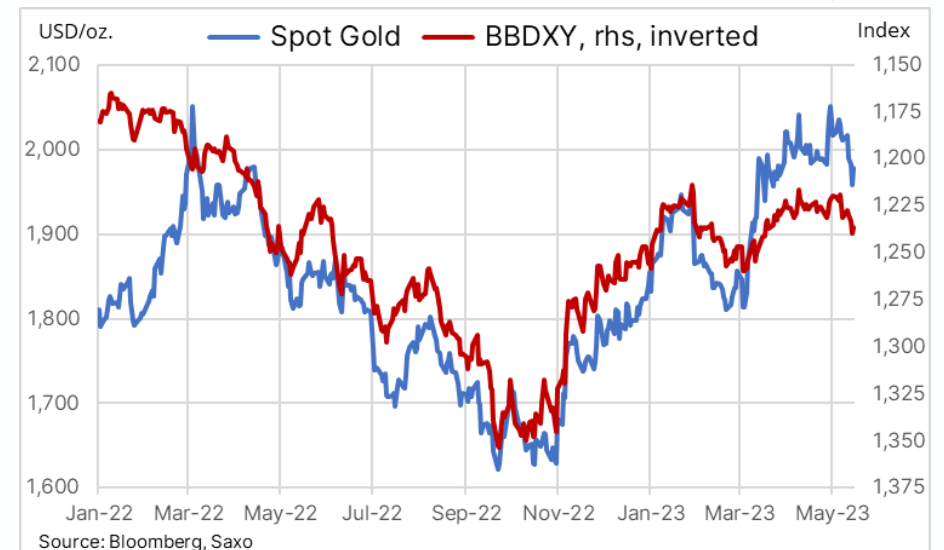
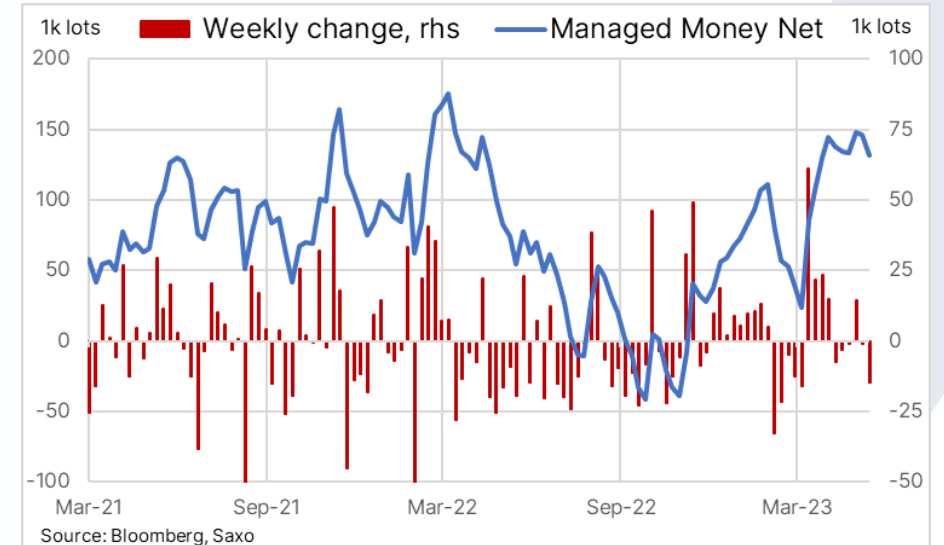
On watch:
Rice
Sugar
Coffee

Later on:
Key crops

Gold needs to hold \$1950 with focus on dollar, yields and fund positions



Source: Saxo



Stocks to watch today...

- **Micron** – China is banning some of Micron’s chips over security issues. Micron has 15% revenue exposure across mainland China and Hong Kong.
- **Deere** – lifts fiscal year outlook on net income again as orders and demand remain robust for the rest of 2023.



Source: Saxo

Earnings Watch

Monday: Kuaishou Technology, Ryanair, Zoom Video

Tuesday: Intuit, Lowe's, **Palo Alto Networks**, AutoZone, Agilent Technologies

Wednesday: Bank of Montreal, Bank of Nova Scotia, **Xiaomi**, **Nvidia**, Analog Devices, **Snowflake**, Splunk

Thursday: Royal Bank of Canada, Toronto-Dominion Bank, Meituan, Generali, **Costco**, **Medtronic**, NetEase, Workday, Autodesk, Marvell Technology

Friday: PDD, Booz Allen Hamilton

Palo Alto Networks quarterly financials

In Millions of USD	2022 Q4	2023 Q1	2023 Q2	2023 Q3 Est	2023 Q4 Est	2024 Q1 Est	2024 Q2 Est
3 Months Ending	07/31/2022	10/31/2022	01/31/2023	04/30/2023	07/31/2023	10/31/2023	01/31/2024
Market Capitalization	49,710.4	51,871.7	47,972.7				
- Cash & Equivalents	3,634.5	3,803.7	3,346.9				
+ Preferred & Other	0.0	0.0	0.0				
+ Total Debt	3,952.9	3,961.7	3,954.5				
Enterprise Value	50,028.8	52,029.7	48,580.3				
Revenue, Adj	1,550.5	1,563.4	1,655.1	1,716.1	1,953.1	1,928.6	2,018.6
Growth %, YoY	27.2	25.3	25.7	23.8	26.0	23.4	22.0
Gross Profit, Adj	1,073.9	1,101.6	1,190.7	1,281.5	1,463.2	1,450.0	1,520.6
Margin %	69.3	70.5	71.9	74.7	74.9	75.2	75.3
EBITDA, Adj	113.2	85.5	123.7	422.6	539.2	491.4	534.1
Margin %	7.3	5.5	7.5	24.6	27.6	25.5	26.5
Net Income, Adj	25.3	21.1	74.7	304.2	394.2	359.3	378.4
Margin %	1.6	1.4	4.5	17.7	20.2	18.6	18.7
EPS, Adj	0.08	0.06	0.22	0.93	1.20	1.07	1.14
Growth %, YoY	-	-	-		1,485.6	1,592.9	412.7
Cash from Operations	523.7	1,236.7	694.6				
Capital Expenditures	-39.2	-39.6	-38.3	-38.4	-51.7	-51.0	-54.3
Free Cash Flow	484.5	1,197.1	656.3	333.7	394.8	1,249.3	748.8

Source: Bloomberg

Macro – calendar highlights (all times GMT)

1230 – US Fed’s Bullard (non-voter) to speak

2000 – US Key Crops Planting Progress

0030 – Japan Flash May Manufacturing and Services PMI

Longer Term Highlights

June 14 – FOMC Meeting

Upcoming Calendar Highlights

TUE: Eurozone Flash May Manufacturing and Services PMI,

US May Philly Fed Survey, US Apr. New Home Sales, US 2-year Treasury Auction

WED: New Zealand RBNZ Official Cash Rate, UK Apr. CPI,

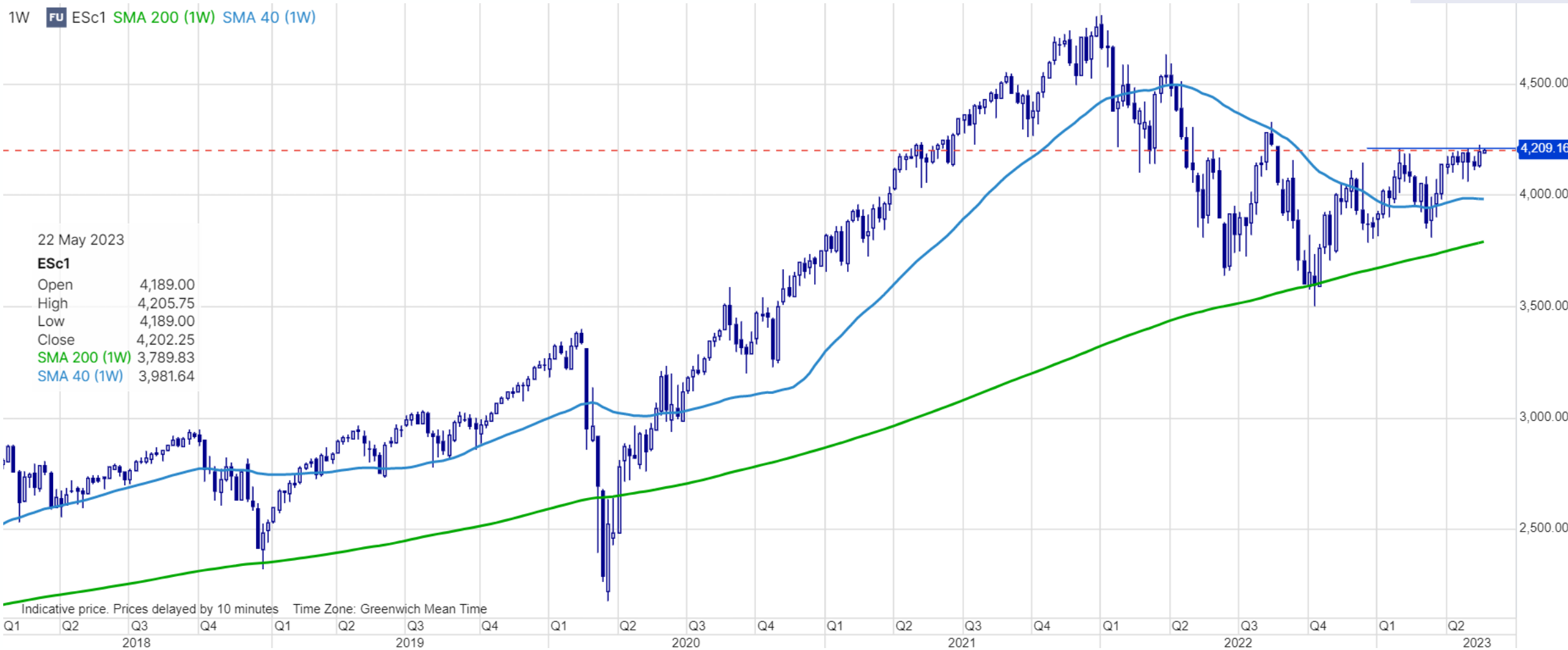
Germany May IFO Business Climate, US 5-year Treasury Auction, **US FOMC Meeting Minutes**

THU: US Q1 GDP revision, US 7-year Treasury Auction

FRI: US Apr. PCE inflation, US May Final University of Michigan Sentiment

Appendix: S&P 500 Index 5-year chart

1W **FU** ESc1 SMA 200 (1W) SMA 40 (1W)



Appendix: Where do you find the equity theme baskets?

Saxo TraderGO

TRADING **RESEARCH** ACCOUNT

Overview Hot Topics Quarterly Outlook Forex **Stocks** Commodities Bonds ETFs Crypto Education Trade Signals News Market Analysis Calendar Equities

CFD US 30 Wall Street

34,581.20 USD

D -0.07% M 1.52% Y 35.75%

CFD US Tech 100 NAS

13,674.79 USD

D -0.02% M -2.10% Y 42.48%

CFD US 500

4,206.67 USD


D -0.05% M -0.11% Y 37.68%

CFD Germany 30

15,591.67 EUR


D -0.03% M 2.62% Y 30.62%

Latest articles [See All](#)




EQUITIES | 01-Jun-2021 12:50 | 8 Minutes to read

Pricing power and valuation discount drive logistics returns in the future




EQUITIES | 01-Jun-2021 00:00 | 8 Minutes to read

Macro Dragon Reflections: Is Beyond Meat the next GameStop? Thoughts on the Jan-Feb Short Squeeze.... THE HIVE, AMC, GME, BB & BYND...



EQUITIES | 28-May-2021 10:50 | 6 Minutes to read


Additions to crypto basket; JD Logistics rides the e-commerce bonanza




EQUITIES | 27-May-2021 02:00 | 5 Minutes to read

Upcoming catalysts


Saxo's Equity Baskets [See All](#)




Logistics



Semiconductors



Financial Trading



Crypto and Blockchain